A. K. Capital Services Limited

Registered office: Flat no. N, Sagar Apartments, 6, Tilak Marg, New Delhi - 110001

Leader in Indian Bond Market
Total amount of Corporate Debt managed
in last 3 years - (app.) Rs. 58,484 crore (app. $ 12.44 billion)



Income From Operations

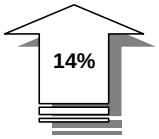

Profit After Tax

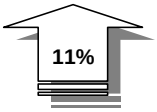

Basic EPS

Quarterly Highlights - December 2008



Income From Operations



Profit After Tax

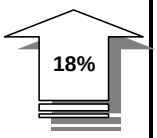

Basic EPS

Nine Months Highlights - December 2008

UNAUDITED FINANCIAL RESULTS FOR THE QUARTER ENDED 31ST DECEMBER 2008

(Rupees in lacs)

	Particulars	Quarter ended		Nine Months ended		Year ended
		12/31/2008	12/31/2007	12/31/2008	12/31/2007	31/03/2008
		Unaudited	Unaudited	Unaudited	Unaudited	Audited
1	Income from Operations	3,812.81	2,637.64	8,682.41	5,847.93	8,607.08
2	Expenditure					
	(a) Operating expenditure	370.22	266.12	786.82	909.80	1,277.41
	(b) Employees expenditure	238.62	200.50	671.10	492.87	629.61
	(c) Rent expenditure	184.44	141.57	550.88	396.14	518.92
	(d) Professional Fees	68.73	73.80	495.19	87.88	147.62
	(e) Selling expenditure	579.00	556.26	1,464.40	876.01	1,854.89
	(f) Depreciation\Amortisation	58.30	19.04	115.91	54.02	77.46
	(g) Total	1,499.31	1,257.29	4,084.30	2,816.72	4,505.91
3	Profit from Operations before Other Income, Interest and Exceptional Items (1-2)	2,313.50	1,380.35	4,598.11	3,031.21	4,101.17
4	Other Income	37.04	0.12	75.57	0.39	1.69
5	Profit before Interest and Exceptional Items (3+4)	2,350.54	1,380.47	4,673.68	3,031.60	4,102.86
6	Interest	708.90	10.50	948.12	14.85	55.35
7	Profit after Interest but before Exceptional Items (5-6)	1,641.64	1,369.97	3,725.56	3,016.75	4,047.51
8	Exceptional Items	-	-	-	-	-
9	Profit from Ordinary Activities before tax (7+8)	1,641.64	1,369.97	3,725.56	3,016.75	4,047.51
10	Tax expense	600.21	460.00	1,291.66	1,039.12	1,384.04
11	Net Profit from Ordinary Activities after tax (9-10)	1,041.43	909.97	2,433.90	1,977.63	2,663.47
12	Prior period items	-	-	7.75	-	-
13	Net Profit for the Period (11-12)	1,041.43	909.97	2,426.15	1,977.63	2,663.47
14	Paid-up equity share capital (Face Value of Rs. 10/- per share)	580.00	580.00	580.00	580.00	580.00
15	Paid-up preference share capital (Face Value of Rs. 225/- per share)	1,800.00	1,800.00	1,800.00	1,800.00	1,800.00
16	Reserves excluding Revaluation Reserve					7,074.17
17	Earning per Share					
	Basic (in Rs.)	17.41	15.69	40.19	34.10	48.47
	Diluted (in Rs.)	10.85	9.48	25.27	20.60	37.26
18	Public shareholding					
	Number of Shares	2,522,401	2,516,401	2,522,401	2,516,401	2,516,401
	Percentage of Shareholding	43.49%	43.39%	43.49%	43.39%	43.39%

Notes

1. The above results have been reviewed by the Audit Committee and thereafter the Board of Directors have taken it on record at the Board Meeting held on 30th January 2009.
2. The above result of the Company is subject to limited review by the Statutory Auditors.
3. The Company has single reportable segment viz., Merchant banking and advisory services, for the purpose of Accounting Standard 17 on "Segment Reporting".
4. Number of investor complaints during the quarter ended 31st December 2008: Opening: Nil, Received: 01, Disposed off: 01, Pending: Nil.
5. The financial results for the quarter and year to date are submitted to stock exchanges and are available on our website www.akcapindia.com.
6. The previous financial quarter/nine month/year figures have been regrouped/rearranged wherever necessary to make them comparable.
7. The Promotors have not pledged the shares owned by them.

For A. K. Capital Services Limited

Sd/-

A. K. Mittal

Managing Director

Place: Mumbai

Dated: 30th January 2009